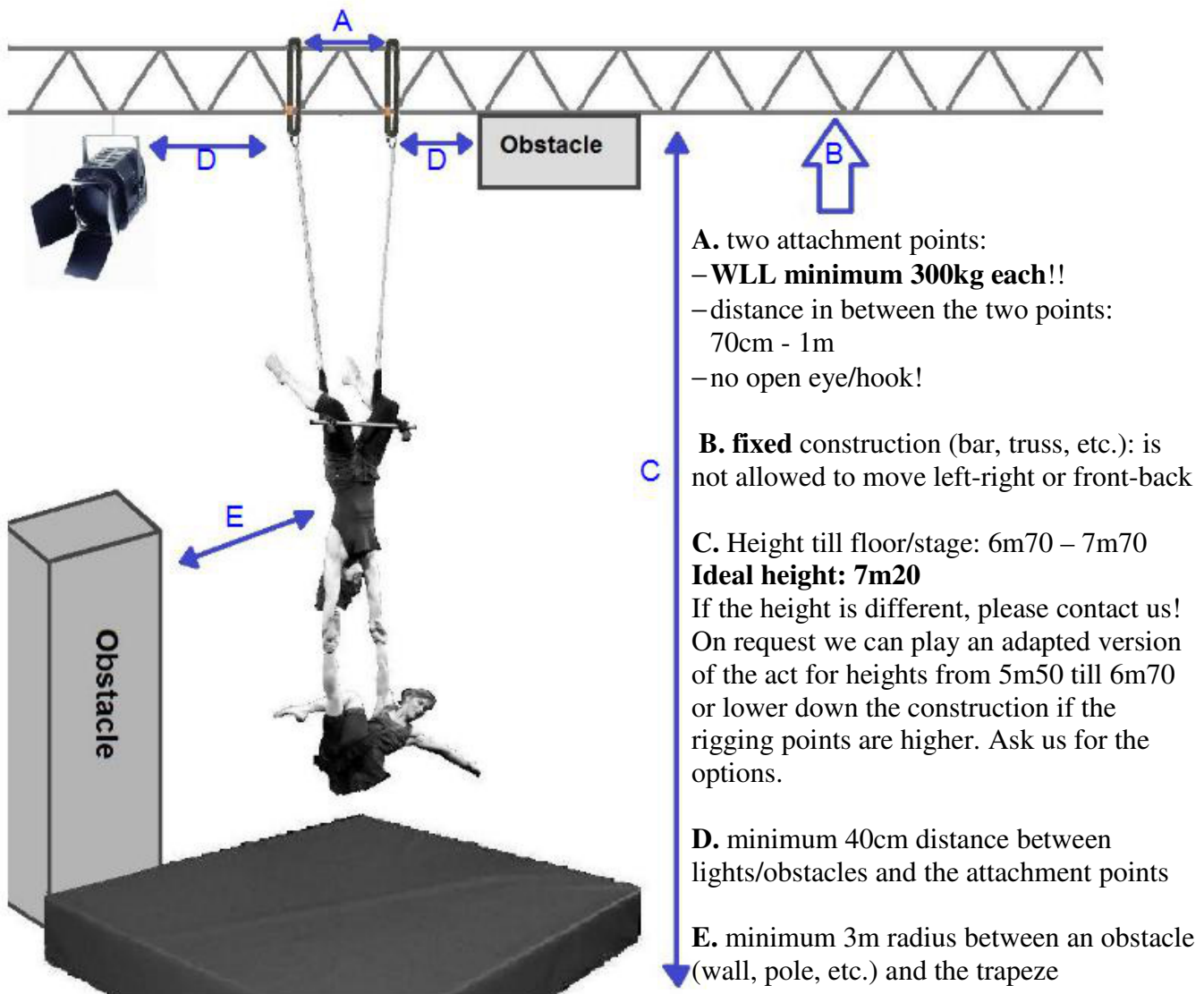


Technical requirements

Passe-Pieds: “Don’t forget to catch me”

- safety mat of minimum 3m x 2m x 30cm (depending on the height of the rig) → can be provided by Passe-Pieds
- depending on the space: 2-4 directional microphones (2 fixed to the grid above the trapeze, 2 on the front of the stage). If this is not possible, we have to know it in advance.
- changing room and space to warm up
- attachment for duotrapeze:



- A.** two attachment points:
 - **WLL minimum 300kg each!!**
 - distance in between the two points: 70cm - 1m
 - no open eye/hook!
- B.** **fixed** construction (bar, truss, etc.): is not allowed to move left-right or front-back
- C.** Height till floor/stage: 6m70 – 7m70
Ideal height: 7m20
 If the height is different, please contact us!
 On request we can play an adapted version of the act for heights from 5m50 till 6m70 or lower down the construction if the rigging points are higher. Ask us for the options.
- D.** minimum 40cm distance between lights/obstacles and the attachment points
- E.** minimum 3m radius between an obstacle (wall, pole, etc.) and the trapeze

- We don't let anybody else hang our trapeze up or down.

If you have any questions or you have to change our requirements due to the theatre conditions, please contact us:

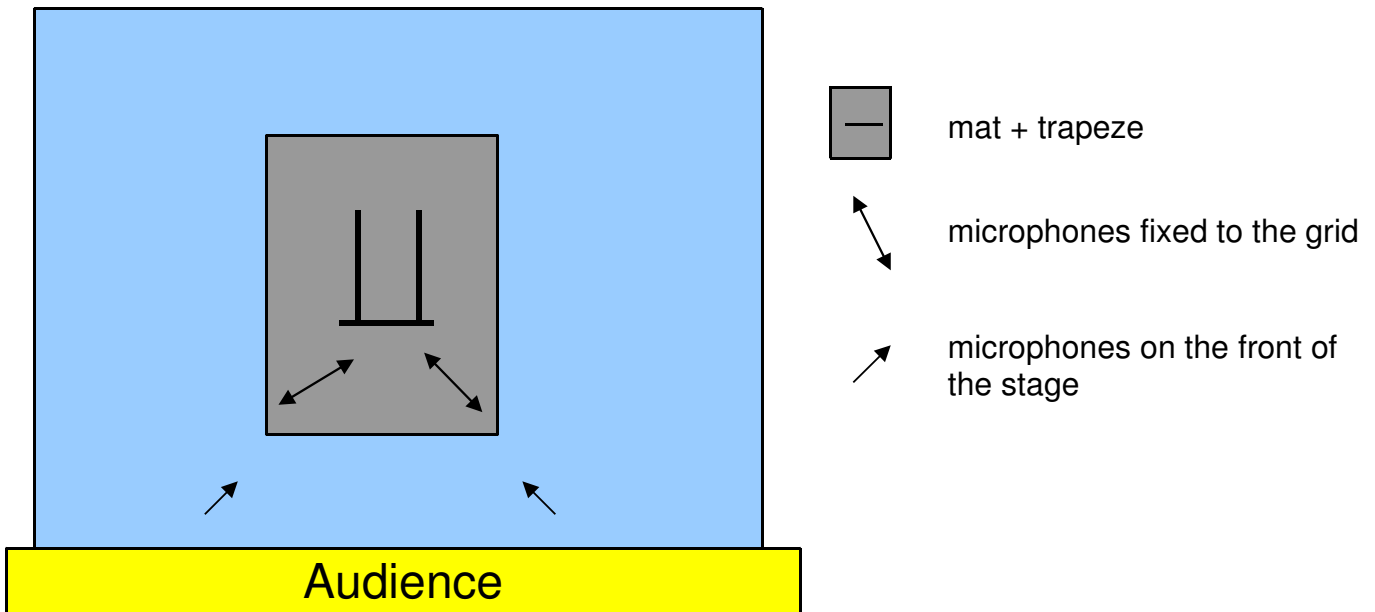
duo@passe-pieds.com

+31 644 198 983

Stage plan

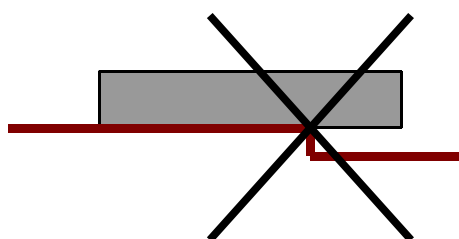
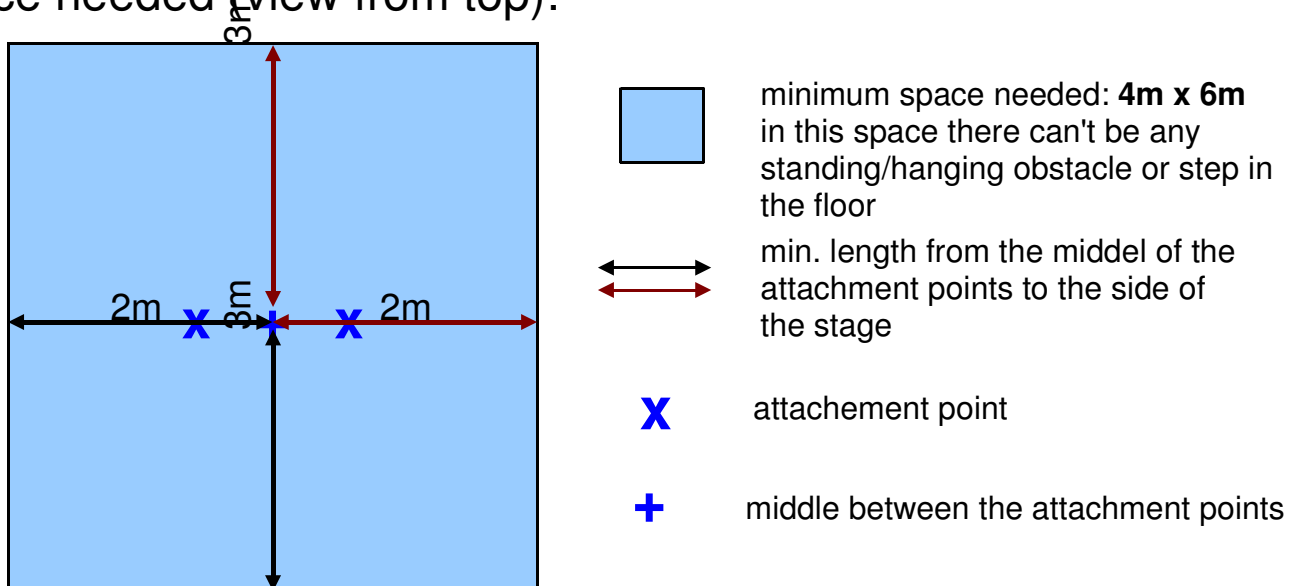
Passe – Pieds: „Don't forget to catch me“

placement on stage (view from top):



we prefer to hang the trapeze in the middle of the stage

space needed (view from top):



There can't be any steps in the minimum space needed!!!

